



ITEMS THAT ARE HIGHLIGHTED ARE POPULAR ITEMS

ITEMS WITH CONVERSATION BUBBLE GIVE MORE INFORMATION



## Replacement Parts for Infra-Rez® Infrared Heater Models VR, TR, TRPA, TRP, and RIH/RIHV

# REZNOR® Thomas & Betts


Form P-VR/TRPA/RIH (Version B)  
 Obsoletes Form RZ-NAP-VR/TRP/RIH (Version A)



INDEX by Model	VR	TR*	TRPA	TRP	RIH(V)
<b>Replacement parts on pages</b>	<b>4 - 8</b>	<b>9</b>	<b>10 - 11</b>	<b>12 - 14</b>	<b>15 - 16</b>
Burner Assembly	4	*	11	12	16
Capacitor	4	--	--	12	--
Chains for Hanging	7	9	10	14	15
Combustion Chamber Tube	6	*	--	--	--
Connection Hardware	6	*	--	14	--
Connector, Flexible Gas (Option CD)	8	8	8	8	15
Conversion Kit, Altitude	4	--	--	--	--
<b>Conversion Kit, Gas</b>	4	9	11	13	--
Conversion Label, Size	3	--	--	--	--
Cord, Power	4	9	11	13	--
Door Assembly (Burner Box)	4	--	10	12	--
Electric Components	4-5	9	11	12-13	15
Hardware Package (To replace missing hardware in a tube package.)	6	*	--	--	--
Heat Exchanger Section Assembly	--	*	10	14	--
Heat Exchanger Tube (5-ft) (Opt UA1)	6	*	--	--	--
Heat Exchanger Tube (10-ft)	6	*	--	--	--
<b>Ignition Controller</b>	4	9	11	13	15
Inlet Air Kit (Combustion Air) (Opt DE2)	7	7	--	--	--
"L" Heat Exchanger Tube (Option UC2)	6	*	--	--	--
Manifold	--	*	11	13	16
<b>Motor</b>	4	9	11	12	--
Multiple Heater Control (Option CL31 and Option CL32)	8	8	--	--	--
Orifice, Air (Combustion Air Restrictor)	4	--	--	--	--
<b>Orifice, Gas</b>	4	9	11	13	16
<b>Pilot</b>	--	9	--	--	15
Rating Plate	2 & 3	2 & 3	2 & 3	2 & 3	--
Reflector	6	*	10	14	16
Reflector End Cap	6	*	10	14	--
<b>Relay</b>	4	9	--	--	--
Restrictor Plate	4	*	--	--	--
Screen, Protective (Option DN3)	--	--	--	--	16
Separated Combustion Vent Terminal / Combustion Air Kits (Option CC2 and Option CC6)	--	--	--	14	--
Serial No.	2 & 3	2 & 3	2 & 3	2 & 3	--
Shield, Heat (Option DO3)	--	--	--	--	16
Shield, Side (Options CD 13-20, 30-31)	7	*	--	14	--
<b>Switch, Air Pressure</b>	4	9	11	12	--
<b>Transformer</b>	4	9	11	12	--
Thermostat/Thermostat Accessories	8, 9	8, 9	9	9	15
Tubes	6-7	*	10	14	--
Turnbuckle	8	8	8	8	--
"U" Heat Exchanger Tube (Option UB3)	7	--	--	--	--
<b>Valve</b>	4	9	11	13	15
Vent Box	--	--	10	--	--
Vent Cap	8	8	8	8	--
Vent Kit for Dual Vent (Option CC5)	8	8	8	8	--
Wire Grid (Option DN2)	--	--	--	--	16


\*Burner box and tube system parts including reflectors designed for Model TR are no longer available. Refer to page 9 for information on selecting compatible Model VR parts.

### Low-Intensity, Tubular, Infrared Models




**Model VR**  
(field assembled)

**Burner/Control Box of a Model TRPA Ready-to-Hang Packaged Tubular Heater**



**Model TRP**  
Ready-to-Hang Packaged Tubular Heater

(Discontinued in 2005)



**Models TR/TR-H**  
(field assembled)

(Discontinued in 2003)

### High-Intensity, Infrared Models



**Models RIH/RIHV**  
High-Intensity Infrared Heaters

**CODE 55 -  
1-Stage  
Thermostat,  
W/R #1C30-341  
(Same as Option  
CL1), P/N 91919**



24 Volt  
40-80°F Range  
Snap Action Contacts  
30 V.A.C. Maximum  
.15 to 1.0 Amps  
Adjustable Anticipator

Vertical  
Mounting with  
Wall Mount-  
ing Plate  
Dial "off"  
Switch

**CODE 56 -  
Thermostat Cover,  
W/R 29-0143 (Same  
as Option CM1),  
P/N 91926**



Clear  
Plastic  
Locking  
Cover

## Replacement Parts - Models TR/TR-H (discontinued in 2003)

Model TR/TR-H designed tubes and burner boxes are no longer available. A Model VR tube system and reflector is compatible with a Model TR/TR-H burner box. And a Model VR burner box is compatible with a Model TR/TR-H tube system.

- Order a replacement tube system from VR tube packages on pages 6-7. **NOTE: Tubes and connection hardware are not interchangeable. The full length (all straight, "L", and "U" sections with reflectors) of the system must be replaced.**
- If replacing a complete burner box, select from the chart below. Boxes for multiple sizes include an input conversion kit. Replacement 115V burner box is for natural gas. If a propane unit is needed, order Natural to Propane Kit, CODE 12, page 4.

Size	50	75/100	125/150	175/200
Burner Box P/N	220321	220322	220323	220324

Some individual replacement components are listed here (supply may be limited on some items).  
If any other item is needed, contact your distributor or Reznor Representative for replacement P/N and availability.

Code	Description (Applies to all Sizes unless Size is specified.)	P/N
60	SPST Switch (Door Interlock Switch), MCG0815-9011	116023
61	Time Delay Relay, 24V, T.I. #60704A0-41	116044
62	Ignition Controller - Model G67BG-5	97782
	Ignition Controller w/lockout - Model G770NGC-4	97547
63	Ignition Conversion Kit (from spark pilot to DSI ignition), Natural Gas and Propane	216970
64	Pressure Switch Replacement Kit - All @ 0-2000 ft elevation; 50-150 @ 2001-6000 ft; 75-150 @ 6001-8000 ft	196653
	Pressure Switch Replacement Kit - 175, 200 @ 2001-6000 ft; 50, 175 @ 6001-8000 ft	196654
65	Indicator Light, Jemco #XL-9036-5JL, 24V	116045
66	Terminal Strip, 2 Pole - Doran Mfg. Co	96041
67	Power Cord 4'6", 115 volt, #068-32-41552	116046
	Power Cord 4'6", 208/230 volt, NEMA 6-15P - Sizes 50-150	120689
68	Transformer, 115V, 20 VA, Basler #BE141620-RAD	132204
	Transformer, 208/230V, 40VA, Basler #BE21537004	103500
	Transformer, 115V, 35VA, Basler #BE141640-RAK	102708
69	Gas Valve - Natural, 1/2", VR8104-M2505 - Sizes 50-100	170609
	Gas Valve - Natural, 1/2", VR8204-M1000 - Sizes 125-150	96307
	Gas Valve - Propane, 1/2", VR8204-M1018 - Sizes 50-100	96310
	Gas Valve - Natural, 1/2", VR8304-M2824 - Sizes 175-200	136193
70	1/2" Manual Gas Valve	196910
	3/4" Manual Gas Valve	196911

**Code 60 - Safety  
Door Interlock  
Switch,  
P/N 116023**



**Code 61 -  
Time Delay  
Relay,  
P/N 116044**



**Code 62 - Ignition  
Controllers (Spark Pilot)**



**G67BG-5,  
Ignition  
Controller  
(recycling),  
P/N 97782**

**G770NGC-4, Ignition  
Controller with  
lockout, P/N 97547**



(Required  
for  
propane)

**Code 64 - Pressure  
Switch**



**Code 68 -  
Transformer**

**Code 69  
- Gas  
Valve**



**CODE 71 - Venter  
Motor and Wheel  
Assembly**



**Wheel Motor  
Capacitor**

Description	Model	50, 75, 100	125, 150	175, 200
Combustion Air/Venter Motor & Wheel Assy	TR	116002	116003	132009
	TR-H	116002	121052	132009
<b>Components:</b>				
Motor - 115Volt	TR/TR-H	97738	97741	132058
Motor - 208/230 Volt	TR/TR-H	98157		
Venter Wheel	TR	97724	132007	
	TR-H	97724	120545	132007
Motor Plate	TR	97301	132019	
	TR-H	97301	120997	132019
Motor Capacitor	TR/TR-H	--	163894	197317
Capacitor Boot	TR/TR-H	--	103182	
Spacers - #8 Spirol	TR/TR-H	(4) 97721	(4) 97722	

**CODE 72 - Replacement Pilot**

Size	Elevation	Component Description	Gas	P/N
50	0-6000 ft	Complete Replacement Pilot Assembly, natural or propane, 0-6000 ft	Natural & Propane	126060
75-200				110853
<b>Pilot Components:</b>				
50	0-6000	Pilot Assy with orifice, pilot tubing, flame rod, less flame sensor lead and fitting	Natural	126060
75-200	0-6000	Pilot Assy with orifice, pilot tubing, flame rod, less flame sensor lead and fitting	Natural	97534
50-150	0-6000		Propane	
50-150	6001-8000		Propane	
50-175	6001-8000	Pilot Assy with orifice, pilot tubing, flame rod, less flame sensor lead and fitting	Natural	126060
50	0-6000	Orifice only, Johnson #9733-4710 (black)	N&P	98695
75-200	0-6000	Orifice only, Johnson #9731-7715 (brass)	Natural	103034
75-150	0-6000		Propane	
50-150	6001-8000	Orifice only, Johnson #7721D (red)	Propane	134507
50-175	6001-8000		Natural	
All	0-8000	Pilot Tubing, 1/8" O.D. x 18" lg	Natural	98698
		Compression fitting, FTG75 (2 required)	and	97572
		Flame Rod, Johnson #Y57AA-3	Propane	98697
		Flame Sensor Lead, 21"		97575